

Scaled data based on original data using  
LM-79-08 Approved Method: Electrical and Photometric Measurements of Solid-  
State Lighting Products

Test Report Prepared for  
Cooper Lighting Solutions  
(formerly Eaton)

Brand: McGRAW-EDISON

Report Number: P200015

Luminaire Tested: **GWC-AF-01-LED-E1-T2-7030**

Issue Date: 3/3/2020

**Test Information**

Test Method: LM-79-08  
Report Number: P200015  
TEST IS SCALED FROM IESNA LM-79-08 TEST DATA (P24139)  
Test Lab: INNOVATION CENTER P2  
Issue Date: 3/3/2020  
Manufacturer: COOPER LIGHTING SOLUTIONS (FORMERLY EATON)  
Product Line: MCGRAW-EDISON  
Catalog Number: GWC-AF-01-LED-E1-T2-7030  
Description: GALLEON WALL LUMINAIRE  
(1) 70 CRI, 3000K, 1050mA LIGHTSQUARE WITH 16 LEDS EACH AND TYPE II OPTICS  
Light Source: -  
Ballast/Driver: ELECTRONIC DRIVER

**Summary**

Lumens per Lamp: N/A  
Luminaire Lumens: 6033.3 lumens  
Efficiency: N/A  
Efficacy: 102.3 lumens/watt  
Luminous Opening: Rectangular (W 0.5' x L: 0.5' x H: 0')  
IES Classification: Type II - Medium - Full Cutoff  
BUG Rating: B1 - U0 - G2

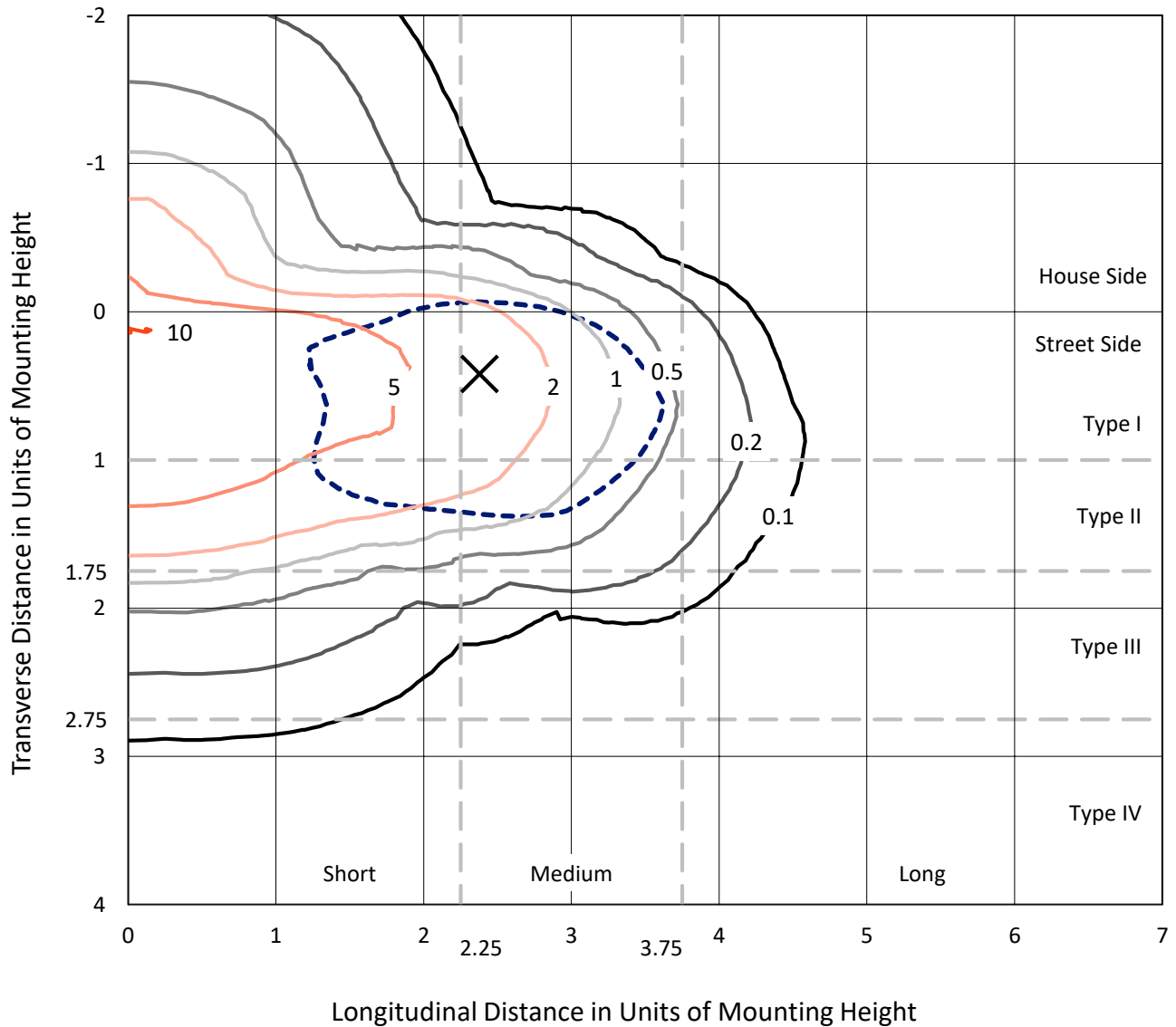
Input Watts (W): 59  
Input Voltage (V): NR  
Input Current (Ain): NR  
Voltage Rise (V): NR  
Power Factor: NR  
Total Harmonic Distortion (THDi): NR  
Frequency (hertz): 60  
Stabilization Time: NR  
Operation Time: NR  
Ambient Temperature (°C): NR  
Test Distance: 25 FT



REPORT NUMBER: P200015  
 CATALOG NUMBER: GWC-AF-01-LED-E1-T2-7030

### Iso-Footcandle Lines of Horizontal Illumination

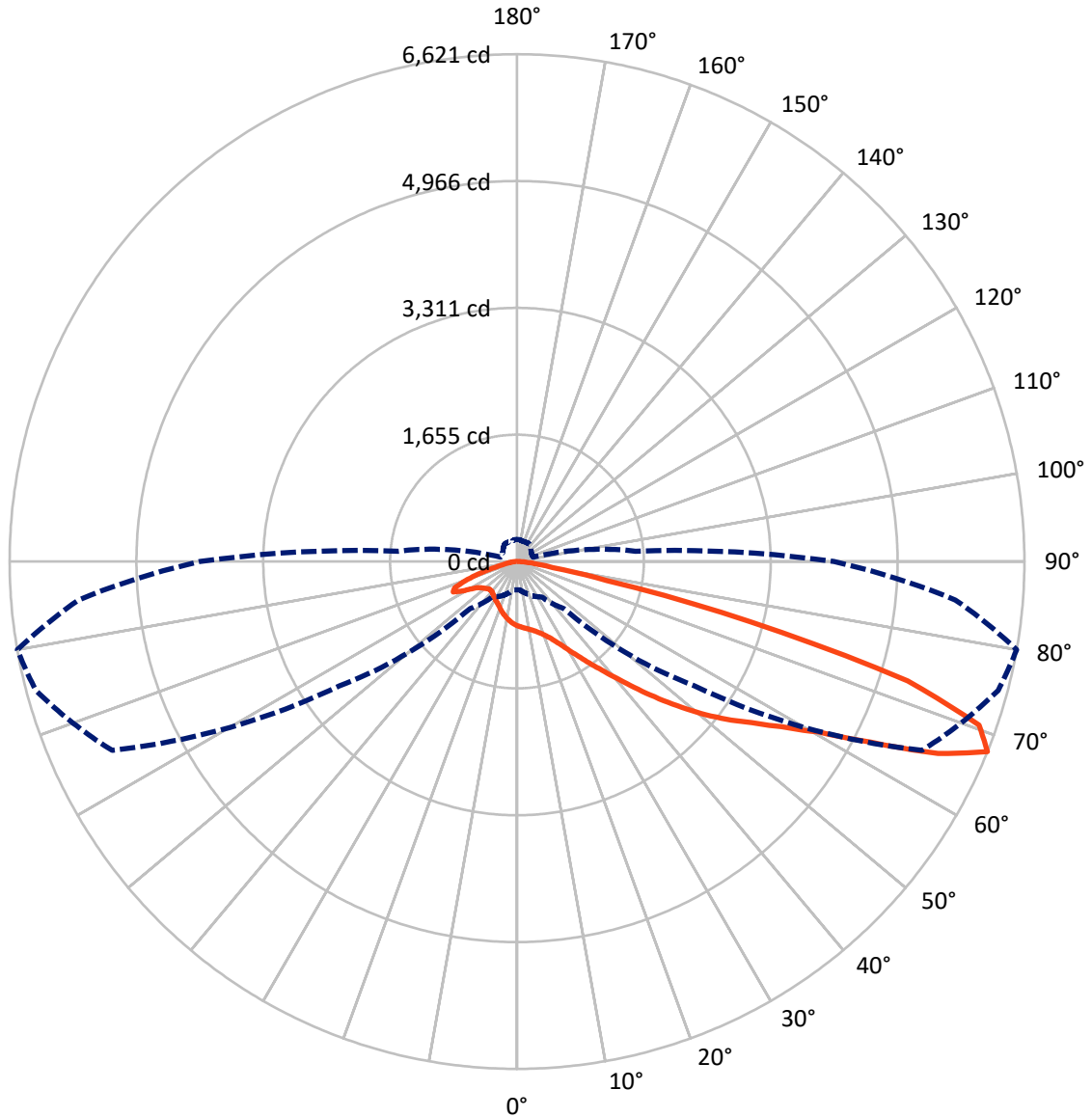
× Max cd  
 - - - 1/2 Max cd



Based on 10 foot mounting height. Maximum calculated value = 10.2 fc  
 Type II - Medium - Full Cutoff

REPORT NUMBER: P200015  
CATALOG NUMBER: GWC-AF-01-LED-E1-T2-7030

### Luminous Intensity Polar Plot



— Vertical Plane Through 80-Deg Lateral    - - - Horizontal Cone Through 67.5-Deg Vertical

REPORT NUMBER: P200015

CATALOG NUMBER: GWC-AF-01-LED-E1-T2-7030

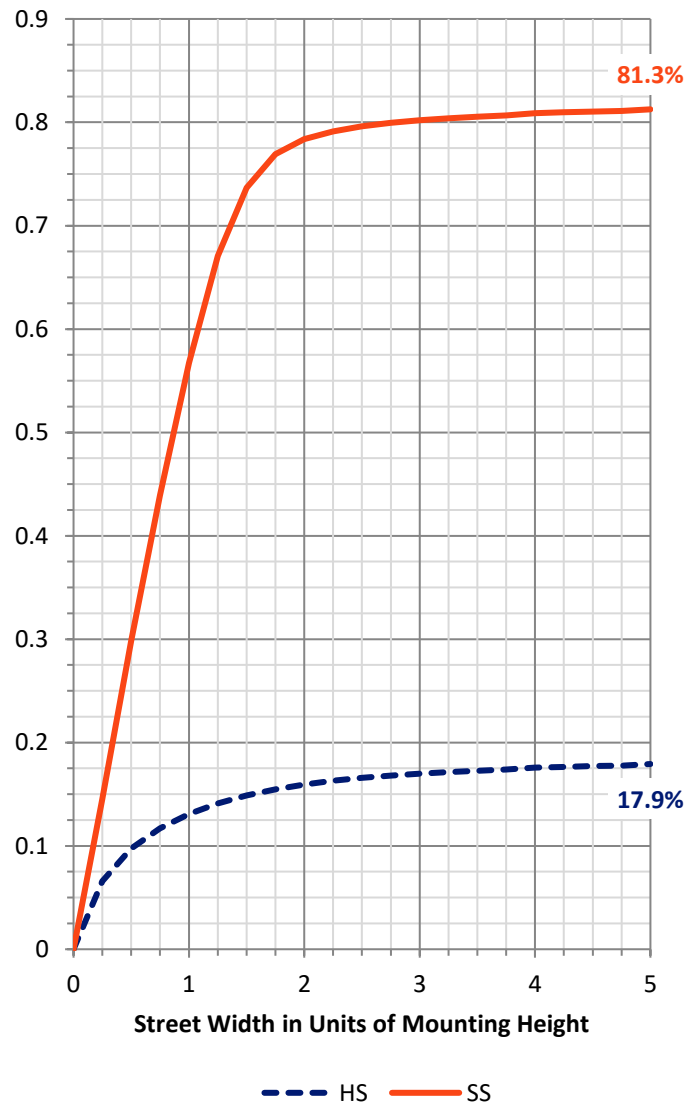
**FLUX DISTRIBUTION:**

		Downward	Upward	Total
<b>House Side</b>	Lumens	1111.1	0.0	1111.1
	% Fixture	18.4	0.0	18.4
<b>Street Side</b>	Lumens	4922.2	0.0	4922.2
	% Fixture	81.6	0.0	81.6
<b>Total</b>	Lumens	6033.3	0.0	6033.3
	% Fixture	100.0	0.0	100.0

**Coefficient of Utilization**

**ZONAL LUMENS:**

Zone	Lumens	% Fixture
0°-10°	77.3	1.3
10°-20°	222.7	3.7
20°-30°	368.7	6.1
30°-40°	603.1	10.0
40°-50°	973.7	16.1
50°-60°	1405.8	23.3
60°-70°	1551.3	25.7
70°-80°	715.1	11.9
80°-90°	115.7	1.9
90°-100°	0.0	0.0
100°-110°	0.0	0.0
110°-120°	0.0	0.0
120°-130°	0.0	0.0
130°-140°	0.0	0.0
140°-150°	0.0	0.0
150°-160°	0.0	0.0
160°-170°	0.0	0.0
170°-180°	0.0	0.0
0°-90°	6033.3	100.0
0°-180°	6033.3	100.0



REPORT NUMBER: P200015

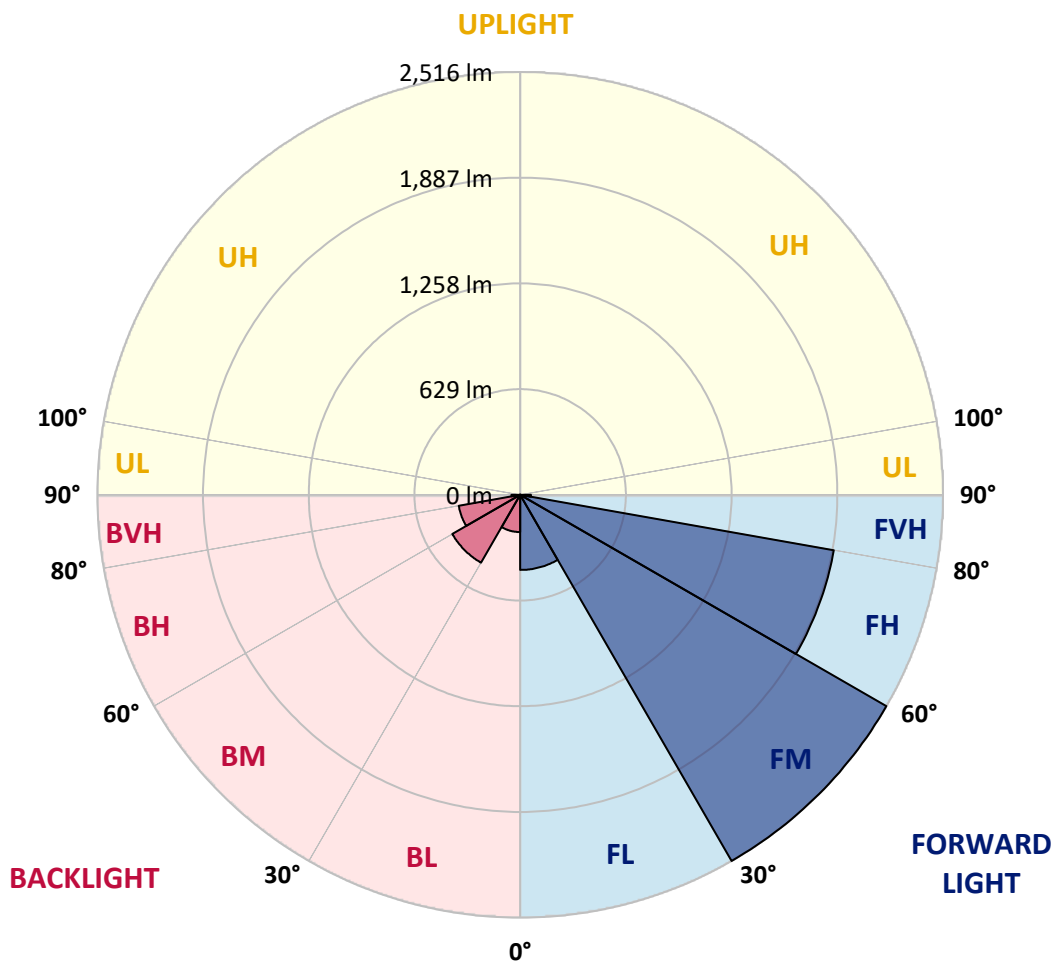
CATALOG NUMBER: GWC-AF-01-LED-E1-T2-7030

**LUMINAIRE CLASSIFICATION SYSTEM LUMEN TABLE AND BUG RATING:**

Zone		Lumens	% Fixture	Zone Rating/Lumen Limit		
				B	U	G
FL	(0°-30°)	447.1	7.4			
FM	(30°-60°)	2516.3	41.7			
FH	(60°-80°)	1895.2	31.4			G2/5000
FVH	(80°-90°)	63.6	1.1			G1/100
BL	(0°-30°)	221.7	3.7	B1/500		
BM	(30°-60°)	466.2	7.7	B1/1000		
BH	(60°-80°)	371.2	6.2	B1/500		G1/500
BVH	(80°-90°)	52.1	0.9			G1/100
UL	(90°-100°)	0.0	0.0		U0/0	
UH	(100°-180°)	0.0	0.0		U0/0	

**BUG Rating: B1-U0-G2**

Type II Medium





REPORT NUMBER: P200015  
 CATALOG NUMBER: GWC-AF-01-LED-E1-T2-7030

**CANDELA DISTRIBUTION (FULL):**

	0°	5°	15°	25°	35°	45°	55°	65°	75°	80°	85°
0°	838.2	838.2	838.2	838.2	838.2	838.2	838.2	838.2	838.2	838.2	838.2
2.5°	916.9	911.6	912.5	911.0	906.6	898.7	890.5	875.2	859.6	851.2	844.7
5°	993.5	992.1	990.0	985.2	973.9	957.8	938.0	911.2	882.5	867.3	852.8
7.5°	1050.8	1050.0	1047.4	1044.3	1033.4	1014.0	984.0	945.9	904.1	883.4	860.8
10°	1055.7	1057.1	1059.2	1067.3	1068.7	1058.2	1027.7	981.7	926.7	900.0	871.2
12.5°	1015.2	1018.6	1026.5	1047.0	1068.7	1081.4	1065.8	1019.1	953.2	920.7	884.2
15°	961.8	963.5	973.4	1001.6	1040.4	1080.0	1094.8	1060.4	987.2	947.5	903.8
17.5°	938.9	939.7	946.6	965.3	1001.6	1057.9	1111.1	1105.2	1029.2	980.8	927.9
20°	927.3	929.4	939.2	957.6	980.5	1029.8	1113.6	1153.7	1079.1	1022.3	958.2
22.5°	960.3	959.4	962.9	972.2	991.4	1021.1	1111.7	1203.5	1142.7	1075.7	997.7
25°	1037.2	1040.4	1034.2	1023.9	1030.1	1050.8	1121.2	1257.6	1222.3	1144.4	1049.4
27.5°	1146.7	1143.5	1134.3	1110.0	1097.2	1106.1	1152.8	1315.8	1321.2	1234.7	1117.7
30°	1256.2	1253.4	1244.6	1214.9	1188.7	1181.3	1214.0	1382.6	1439.1	1343.2	1201.5
32.5°	1369.6	1366.7	1358.3	1328.6	1297.1	1279.9	1301.0	1459.9	1578.0	1472.6	1300.0
35°	1509.5	1503.9	1486.3	1445.1	1414.2	1400.8	1410.5	1557.0	1738.5	1625.9	1419.9
37.5°	1641.1	1649.7	1631.9	1574.9	1534.8	1529.9	1541.0	1675.5	1911.4	1797.4	1557.3
40°	1773.3	1774.7	1758.6	1712.1	1670.8	1663.0	1690.7	1819.2	2115.4	2002.2	1724.5
42.5°	1909.9	1912.8	1885.9	1842.7	1812.4	1813.9	1845.4	1987.7	2349.4	2243.7	1917.0
45°	2071.8	2076.2	2046.5	1990.0	1962.4	2018.0	2004.9	2176.6	2606.1	2518.2	2137.9
47.5°	2241.0	2247.9	2225.3	2172.4	2137.9	2214.3	2164.4	2386.0	2882.4	2812.6	2380.6
50°	2333.4	2343.2	2365.3	2361.3	2353.9	2341.1	2342.3	2610.5	3167.2	3119.1	2630.1
52.5°	2283.8	2283.5	2363.8	2461.2	2565.1	2572.8	2559.2	2847.3	3433.3	3418.7	2865.1
55°	2057.0	2072.3	2193.8	2382.4	2666.4	2843.7	2884.1	3118.5	3694.7	3711.6	3103.6
57.5°	1679.1	1691.9	1855.8	2118.6	2529.8	3004.7	3346.3	3512.5	3987.0	4066.0	3421.1
60°	1138.8	1154.3	1328.0	1643.7	2162.0	2915.0	3786.2	4216.0	4336.8	4516.6	3866.6
62.5°	669.2	683.2	824.8	1036.9	1522.2	2498.2	3979.2	5216.6	4892.5	5196.5	4546.3
65°	460.6	470.2	539.0	645.4	874.7	1682.6	3739.8	5907.5	5747.7	6038.8	5334.2
67.5°	370.7	369.6	424.2	496.6	563.1	867.6	2827.9	5829.4	6499.8	6621.2	5743.2
70°	305.4	304.2	341.3	401.3	450.0	488.6	1540.3	4919.3	6346.6	6395.8	5366.6
72.5°	255.4	256.6	280.4	324.9	369.2	367.9	677.0	3460.6	4992.7	5333.6	4278.0
75°	215.7	216.3	231.9	263.5	299.7	296.4	367.1	1874.8	2902.3	3139.6	2371.5
77.5°	183.5	184.1	194.3	211.8	237.6	236.4	267.9	809.9	1210.7	1195.9	811.1
80°	163.7	163.7	168.4	171.6	186.0	180.6	198.8	389.1	511.8	472.5	323.7
82.5°	128.3	128.9	158.0	156.8	146.4	139.7	139.7	229.3	271.2	250.6	189.4
85°	72.2	71.9	101.8	122.9	128.9	98.4	97.5	128.3	147.6	130.1	91.8
87.5°	30.9	31.4	47.2	54.6	73.1	61.1	60.3	66.2	75.2	65.0	42.5
90°	0.0	0.0	0.0	0.0	0.0	0.0	0.0	0.0	0.0	0.0	0.0



REPORT NUMBER: P200015  
 CATALOG NUMBER: GWC-AF-01-LED-E1-T2-7030

**CANDELA DISTRIBUTION (continued):**

	90°	95°	105°	115°	125°	135°	145°	155°	165°	175°	180°
0°	838.2	838.2	838.2	838.2	838.2	838.2	838.2	838.2	838.2	838.2	838.2
2.5°	838.4	830.8	813.9	792.7	773.8	761.3	749.9	733.6	734.6	723.3	714.9
5°	837.9	821.8	782.7	736.0	691.2	658.9	634.5	612.5	607.2	596.8	590.4
7.5°	838.4	812.4	746.5	671.8	616.3	575.4	554.5	542.9	540.3	536.7	537.0
10°	840.5	803.7	706.6	611.9	553.6	526.6	521.6	525.1	529.3	530.5	530.8
12.5°	845.3	796.1	662.9	558.5	514.4	506.1	514.7	526.9	535.0	538.7	538.5
15°	856.0	790.1	621.0	516.6	492.8	497.2	513.3	530.5	542.0	547.4	547.7
17.5°	867.6	781.4	578.0	484.4	476.7	488.1	507.9	528.2	542.4	548.3	549.5
20°	882.7	770.9	532.8	460.4	461.6	474.3	493.1	513.3	529.1	534.1	536.5
22.5°	902.7	759.3	493.3	440.8	444.3	454.2	468.7	486.2	499.9	502.3	504.3
25°	929.4	746.7	461.8	423.0	424.5	430.1	439.9	450.2	459.8	457.1	459.2
27.5°	965.3	736.0	438.4	406.7	403.9	405.2	410.2	413.4	418.5	411.1	412.0
30°	1007.5	724.4	420.3	392.3	384.9	382.9	384.0	385.8	389.7	379.5	378.1
32.5°	1056.5	710.5	403.3	379.9	369.6	365.4	365.9	370.7	385.5	379.3	376.1
35°	1113.6	694.8	385.5	366.2	359.1	353.1	352.6	367.4	411.7	407.9	404.8
37.5°	1180.3	679.0	367.7	350.8	351.4	344.8	342.7	359.7	416.8	401.5	399.5
40°	1265.3	670.7	352.6	334.5	341.9	341.0	336.8	345.5	383.5	355.8	352.3
42.5°	1370.4	671.8	341.3	317.0	330.6	340.2	333.6	333.9	347.6	326.6	323.4
45°	1500.2	685.8	333.2	302.9	317.8	339.2	332.3	327.7	328.8	317.8	316.1
47.5°	1651.8	714.7	327.7	291.4	305.6	336.0	332.0	325.8	323.2	317.2	315.8
50°	1820.2	756.5	323.4	280.4	294.7	330.6	332.3	324.1	321.1	318.7	317.8
52.5°	1985.6	804.3	317.2	270.9	286.0	324.1	333.2	322.4	319.0	317.2	316.3
55°	2170.1	864.0	307.7	262.9	278.9	315.8	333.2	319.6	316.1	316.3	316.1
57.5°	2419.2	960.6	296.4	256.0	270.3	305.6	327.7	316.7	312.2	312.5	312.8
60°	2808.6	1130.8	282.8	249.2	259.6	293.8	319.9	310.1	305.6	306.8	307.1
62.5°	3381.3	1380.6	265.0	239.1	248.3	281.1	309.2	301.8	297.3	300.3	300.3
65°	3976.6	1600.9	243.0	226.3	236.4	267.0	295.9	291.4	287.0	293.8	293.5
67.5°	4136.7	1551.7	221.0	212.4	224.5	251.7	279.8	277.4	275.0	287.0	286.4
70°	3674.8	1245.7	200.8	198.1	211.5	234.9	262.6	262.6	261.1	270.0	267.9
72.5°	2799.8	883.4	181.5	183.0	196.6	216.9	243.8	246.0	243.5	248.0	246.3
75°	1498.8	505.6	162.1	166.3	178.2	198.5	223.1	225.2	223.7	223.3	224.2
77.5°	498.1	247.2	141.9	148.5	158.9	179.4	201.4	204.7	201.0	200.5	200.2
80°	221.9	155.3	119.7	128.3	137.5	157.8	178.5	181.2	177.3	182.7	175.8
82.5°	142.6	102.1	95.9	105.4	114.4	136.0	155.7	156.2	152.6	177.3	151.3
85°	69.2	63.3	72.2	80.8	88.5	107.0	128.9	129.3	120.3	109.6	105.8
87.5°	34.4	36.8	48.1	55.8	59.6	73.3	93.9	92.1	88.2	80.2	74.0
90°	0.0	0.0	0.0	0.0	0.0	0.0	0.0	0.0	0.0	0.0	0.0

(END OF REPORT)